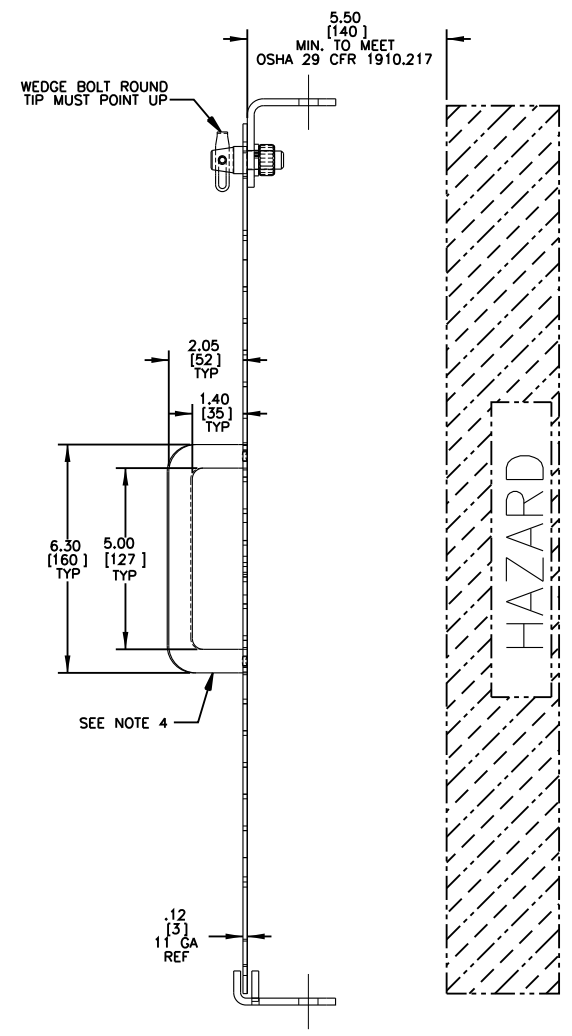
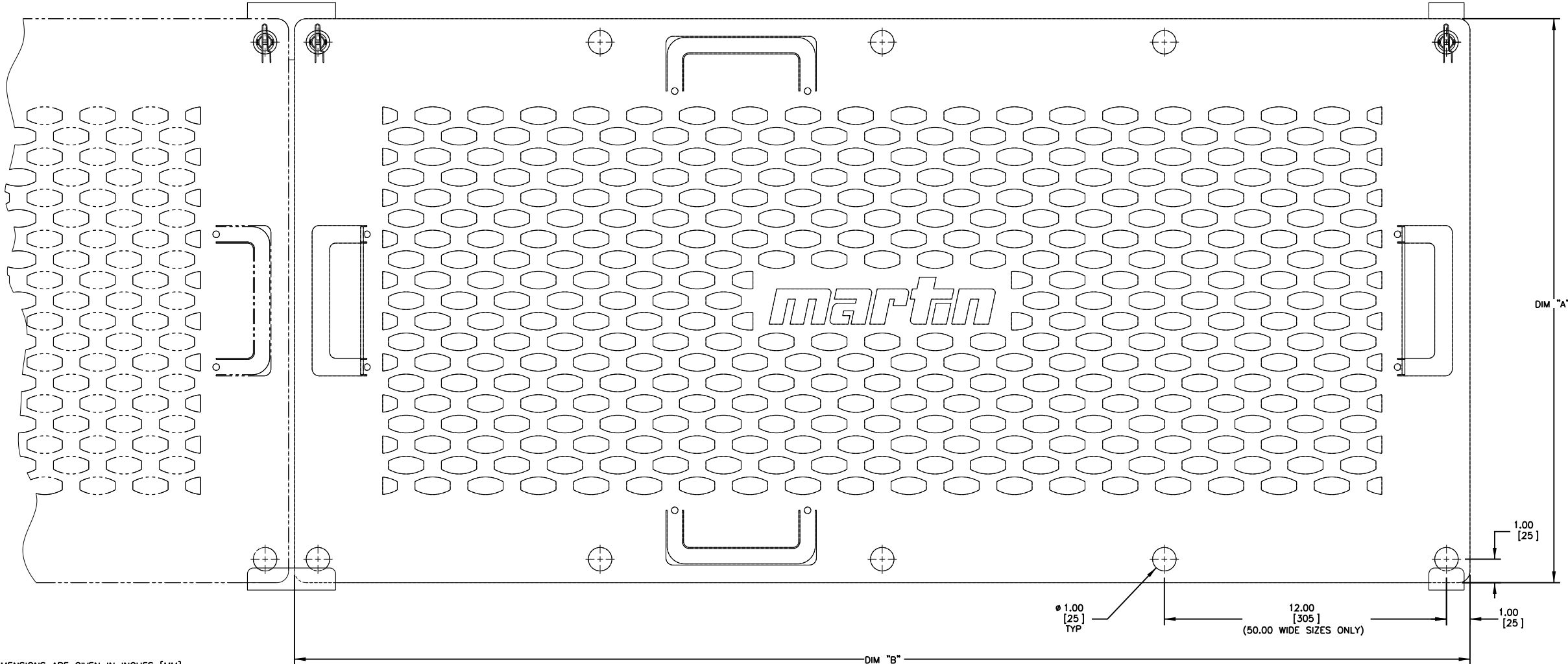
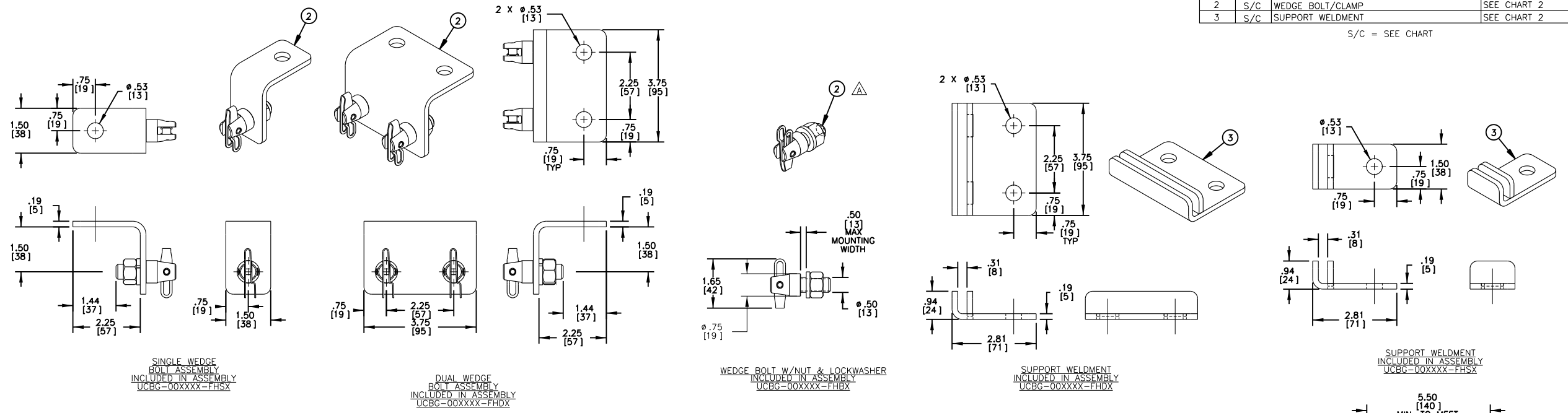


ITEM	QTY	DESCRIPTION	PART NUMBER
1	1	BARRIER GUARD	SEE CHART
2	S/C	WEDGE BOLT/CLAMP	SEE CHART 2
3	S/C	SUPPORT WELDMENT	SEE CHART 2

S/C = SEE CHART

PART NUMBER	DIM "A"	DIM "B"	PART NO. ITEM 1	WEIGHT (LBS)
UCBG-001336-FHXX	13.00	36.00	UCBG-001336-FX	15
UCBG-001350-FHXX	13.00	50.00	UCBG-001350-FX	18
UCBG-002424-FHXX	24.00	24.00	UCBG-002424-FX	14
UCBG-002430-FHXX	24.00	30.00	UCBG-002430-FX	19
UCBG-002436-FHXX	24.00	36.00	UCBG-002436-FX	20
UCBG-002450-FHXX	24.00	50.00	UCBG-002450-FX	30
UCBG-003030-FHXX	30.00	30.00	UCBG-003030-FX	23
UCBG-003036-FHXX	30.00	36.00	UCBG-003036-FX	26
UCBG-003050-FHXX	30.00	50.00	UCBG-003050-FX	36
UCBG-003624-FHXX	36.00	24.00	UCBG-003624-FX	22
UCBG-003630-FHXX	36.00	30.00	UCBG-003630-FX	26
UCBG-003636-FHXX	36.00	36.00	UCBG-003636-FX	31
UCBG-003650-FHXX	36.00	50.00	UCBG-003650-FX	42

CHART 2				
PART NUMBER	PART NO. ITEM 2	QTY ITEM 2	PART NO. ITEM 3	QTY ITEM 3
UCBG-00XXXX-FHXX	UCBG-001003-H	4	--	--
UCBG-00XXXX-FHDX	UCBG-001002	1	UCBG-001102	1
UCBG-00XXXX-FHSX	UCBG-001001	2	UCBG-001101	2



HAZARD

- NOTES:
- ALL DIMENSIONS ARE GIVEN IN INCHES [MM].
 - ALL DIMENSIONS ARE FOR REFERENCE ONLY.
 - THE FIRST XXXX IN PART NUMBER INDICATES GUARD SIZE. THE NEXT X INDICATES MOUNTING BOLT STYLE.
 - "B" INCLUDES (4) WEDGE BOLTS, NUTS AND LOCKWASHERS.
 - "D" INCLUDES (1) DUAL WEDGE BOLT ASSEMBLY AND (1) MOUNT ANGLE.
 - "S" INCLUDES (2) SINGLE WEDGE BOLT ASSEMBLIES AND (2) MOUNT ANGLES.
 - THE LAST X IN PART NUMBER INDICATES GUARD COLOR.
 - *Y INDICATES SAFETY YELLOW COLOR.
 - *O INDICATES MARTIN ORANGE COLOR.
 - INTEGRATED HANDLES ARE CENTERED ON SHORT EDGE OF GUARD AND ARE FIELD MODIFIABLE TO BE BENT UP INTO WORKING POSITION.
 - GUARDS CONFORM TO OSHA 29 CFR 1910.217 FOR A DISTANCE FROM GUARD OPENING TO HAZARD OF 5.50 [140].
 - GUARDS ALSO CONFORMS TO THE FOLLOWING MSHA SAFETY STANDARDS: 56.14107, 56.14110, 56.14112, 75.1722 AND 77.4400

UCBG-002450-FHXX SHOWN

Copyright 2010 Martin Engineering. All rights reserved. Covered by U.S. and foreign patents pending and issued. ® and TM indicate trademarks of Martin Engineering.

MARTIN ENGINEERING-USA
NEPONSET, IL USA

TITLE	BARRIER GUARD INSTALLATION DRAWING	DRAWN	JAP
DATE	10/04/10	CHECKED	
ENG	JAP	DATE	10/29/10
APPROVED	MJA	DATE	11/01/10
SCALE	3:8		

SALES DRAWING PR11786 S50080

NO.	DESCRIPTION	ECN	DATE	BY
C	ADDED -001336-FHXX, -001350-FHXX, -002430-FHXX, -003030-FHXX, -003036-FHXX & -003630-FHXX TO CHART (PR12525) ON P/N UCBG-001350-FHXX, CHGD DIM "A" FROM 13.50 TO 13.00 (PR11986)	13625	05/08/13	JAH
B	ADDED -003624-FHXX & -003636-FHXX TO CHART (PR11986)	---	3/1/2011	JAP
A	CHG'D P/N UCBG-001003 TO UCBG-001003-H ON UCBG-00XXXX-FHXX \ REVISED CHART AND NOTE 3.	12985	1/19/2011	MJA

SOLIDWORKS REVISION